

GEAR BOX COMPONENT

0500V26	1 *	GEAR BOX
0510V26	1 *	GEAR BOX COVER 303243
0520V26	1 *	GEAR
0521V26	1 *	GEAR
0530V26	1 *	SCREW NUT
0531V26	1 *	SCREW NUT
0540V26	1 *	GEAR 303245
0550V26	1 *	GEAR SHAFT
0560V26	1 *	SHAFT COVER
0570V26	1 *	GEAR 303244
0580V26	1 *	MAIN SHAFT
0591V26	1 *	MAIN SHAFT COVER
0600V26	1 *	SPEED CHANGING SHAFT
0610V26	1 *	SPEED CHANGING ARM
0611V26	1 *	SHAFT STOPPER
0612V26	1 *	SPRING
0620V26	1 *	SLIDE BLOCK
0630V26	1 *	CLUTCH
0631V26	2 *	BRASS BRACKET
0632V26	1 *	BRASS BRACKET
G6008V	1 *	BALL BEARING
G6206V	1 *	BALL BEARING
G6303V	1 *	BALL BEARING
G6304V	1 *	BALL BEARING
L4030V	1 *	OIL SEAL
L5230V	1 *	OIL SEAL
L5840V	1 *	OIL SEAL
CP0500V	1	GEAR BOX COMPLETE 303242
0700V26	1	SPEED CHANGING LEVER
0740V26	1	SHAFT HOUSING
0790V26	1	SPEED LEVER RIGHT
7071V26	1	PULLEY 303228
9220V26	1	LEVER KNOB
BA44V26	2	V-BELT, 7071+7300 (60HZ)
BA45V26	2	V-BELT, 7071+7300 (50HZ)

GUIDE POST COMPONENT

1311V26	1	GUIDE SUPPORT, UPPER
1312V26	1	GUIDE SUPPORT, LOWER
1320V26	4	BLADE GUIDE 303233
1331V26	1	BLADE STOPPER, LONG 303251
1332V26	1	BLADE STOPPER, SHORT 303263
1333V26	1	ECCENTRIC SHAFT
1350V26	1	BLADE GUIDE POST
1351V26	1	GEAR BAR
1360V26	1	GUIDE POST HOUSING
1370V26	1	BLADE GUARD, LEFT
1380V26	1	BLADE GUARD, RIGHT
1400V26	2	SPRING
1410V26	1	SPRING HOUSING
1440V26	1	POST HOUSING SPRING
1450V26	1	POST ELEVATING GEAR
1650V26	1	CIRCLE CUTTING ATTACHMENT
9015V26	1	GUIDE POST LOCK
9033V26	1	POST ELEVATE HANDWHEEL
9230V26	1	HANDLE KNOB
G6201V26	1	BALL BEARING

MAIN DRIVE

2000V26	1	MAIN DRIVE MOTOR 303255
2011V26	1	MOTOR PULLEY
2020V26	4	MOTOR ROTARY SEAT
BA43V26	2	V-BELT, 2011+7070
BA60V26	1	V-BELT, 2011+4450

WHEEL COMPONENT

3010V26	1 *	LOWER WHEEL
3020V26	1 *	RUBBER TIRE 303261

WORK TABLE COMPONENT

1010V26 1 WORK TABLE
 1020V26 1 TABLE SUPPORT FRAME
 1080V26 2 BLADE GUARD

CP3010V26 1 LOWER WHEEL COMPLETE
 3030V26 1 TAPER SLEEVE
 3040V26 1 WHEEL LOCKING NUT
 3020V26 1 * RUBBER TIRE
 3050V26 1 * UPPER WHEEL

WORK TABLE CONTINUED

1090V26 1 TABLE SUPPORT HOUSING
 1100V26 1 GUIDE SUPPORT HOUSING
 1120V26 1 RIGHT-HANDED SCREW
 1140V26 1 LEFT-HANDED SCREW
 1150V26 1 SLIDER
 1160V26 1 TABLE TILT ADJUST SCREW
 1500V26 1 MITER GAUGE **304068**
 1550V26 1 RIP FENCE + LOCK **303256**
 1800V26 1 FEED SCREW

G6305V26 2 * BALL BEARING
CP3050V26 1 UPPER WHEEL COMPLETE
 3060V26 1 UPPER WHEEL LOCK
WHEEL COMPONENT CONT.

AIR PUMP COMPONENT

4060V26 2 AIR PUMP SEAT
 4170V26 1 AIR NOZZLE
 4180V26 1 AIR NOZZLE CLIPPER
 4450V26 1 AIR COMPRESSOR **303229**

3080V26 1 * SLIDE BLOCK HOUSING
 3090V26 1 * SLIDE BLOCK SEAT
 3100V26 2 * SLIDE BLOCK GUIDE
 3110AV26 1 * UPPER WHEEL SLIDER
 3116V26 1 * SLIDER SCREW SHAFT
 3120V26 1 * WHEEL ELEVATE SHAFT
 3121V26 1 * SPRING
 3150V26 1 * WASHER

MAIN BODY & MISCELLANEOUS

5000V26 1 MAIN BODY
 5100V26 1 REAR DOOR, LARGER
 5101V26 1 REAR DOOR, SMALLER
 5120V26 1 LOWER DOOR
 5140V26 1 UPPER DOOR
 8111V26 1 CONTROL PLATE **303905**
 8372V26 1 VARIATOR INSTRUCTION
 8422V26 1 GEAR BOX INSTRUCTION
 8712V26 1 INDICATOR PLATE
 8743V26 1 TILT INSTRUCTION
 9300V26 2 UPPER DOOR HINGE
 9310V26 6 HINGE
 9500V26 4 SPRING PLATE
 9590V26 2 HANDLE ARM
 9600V26 1 CHIP STOPPER
 9700V26 1 INDICATE MIDDLE
 9780V26 1 BRUSHER BRACKET
 9790V26 1 CHIP BRUSHER **303237**
 9850V26 1 KEY FOR REAR DOOR
 9880V26 1 CHIP COLLECTOR

3180V26 3 * INDICATOR RING
 CP3080V26 1 SLIDE HOUSING COMPLETE
 3190V26 1 TENSION INDICATOR
 3200V26 1 WHEEL TILT ADJUSTER
 3220V26 1 WHEEL TILT CONNECTER
 3240V26 1 CONNECTER WASHER
 3250V26 1 CONNECTER HOUSING
 9030V26 1 HANDWHEEL
 9060V26 1 TILT ADJUST HANDWHEEL

VARIATOR COMPONENT

7000V26 1 MOTOR SPRING HOUSING
 7010V26 1 * SPRING
 7020V26 1 * VAEIATOR DISK, UPPER
 7030V26 1 * VAEIATOR DISK, UPPER
 7040V26 1 * VARIATOR HOUSING TUBE
 7050V26 1 * VARIATOR SHAFT
 7060V26 1 * VARIATOR HOUSING
 1 * BALL BEARING
 G6007V26 2 * BALL BEARING
 CP7060V26 1 VARIATOR HOUSING
 7070V26 1 PULLEY
 7080V26 1 WORM GEAR
 7090V26 1 WORM GEAR HOUSING
 7100V26 1 GEAR SHAFT

9900V26	1	MAGNIFYING GLASS	7110V26	1	WORM
			7120V26	1	WHIRLING ARM
			7200V26	1 *	SPRING HOUSING
			7210V26	1 *	SPRING
			7220V26	1 *	VARIATOR DISK, LOWER
			7230AV26	1 *	VARIATOR DISK, LOWER
			7260V26	1 *	SHAFT HOUSING
			G6007V26	1 *	BALL BEARING
			G6204V26	1 *	BALL BEARING
			CP7260V26	1	SHAFT HOUSING
			7290V26	1	SPEED CHANGE WHEEL SEAT
			7300V26	1	PULLEY
			7310V26		SPEED READOUT DETECTOR 303264
			7330V26		DIGITAL TACHOMETER 303238
			9030V26		HANDWHEEL
			BA44V26		V-BELT, 7071+7300 (60HZ)
			BA45V26		V-BELT, 7071+7300 (50HZ)
			BA43V26		V-BELT, 2011+7070
			BV875V26		V-BELT
CONTROL SWITCH COMPONENT					
6600V26	1	PUSH BUTTON, ON			
6602V26	1	PUSH BUTTON, OFF,			
6610V26	1	EMERGENCY SWITCH			
6620V26	2	DOOR LIMIT SWITCH 303239			
6650V26	1	KEY SWITCH			
6700V26	1	MAIN POWER SWITCH			
6713V26	2	MAGNETIC SWITCH 303254			
6723V26	1	OVERLOAD STARTER 303258			
6741V26	1	PILOT LAMP, GREEN			
6745V6	1	VOLTAGE REDUCER 303266			
6713V26	2	MAGNETIC SWITCH 303254			
6723V26	1	OVERLOAD STARTER 303258			
6741V26	1	PILOT LAMP, GREEN			
6745V6	1	VOLTAGE REDUCER 303266			
6752V26	1	FUSE SEAT			
6753V26	2	FUSE SEAT			
6754V26	1	FUSE SEAT			
6770V26	2	WIRE HOUSING			
6771V26	1	GROUND SEAT			
6798V26	1	ELECTRIC BOX			
6799V26	1	WIRING PLATE			

WELDER COMPONENT

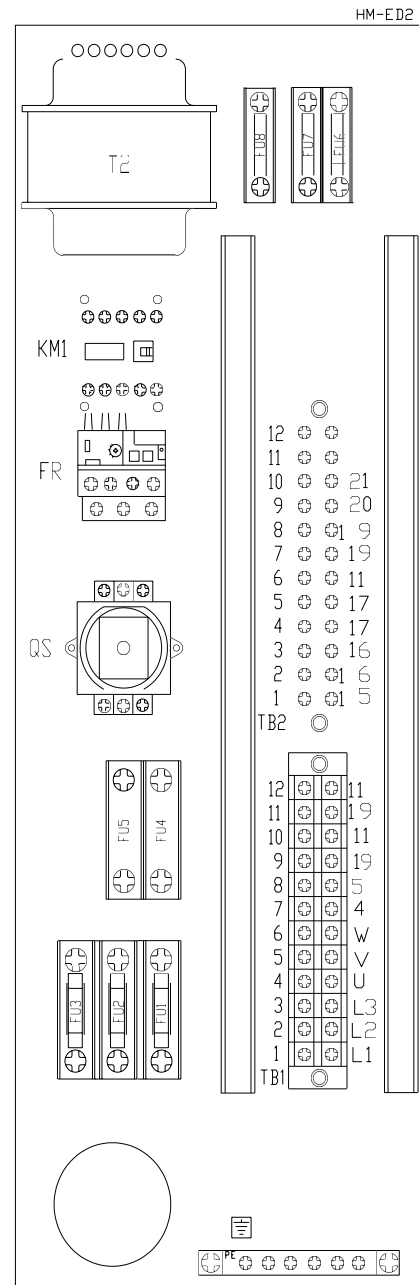
6010V26	1 *	LIMIT SWITCH 303250
6011V26	1 *	INSULATOR
6020V26	1 *	GUIDE BLOCK
6040V26	1 *	HOUSING
6050V26	1 *	STATIONARY JAW
6051V26	1 *	INSULATOR
6052V26	3 *	INSULATING TUBE
6053V26	3 *	WASHER, INSULATE
6054V26	3 *	SPACER
6060V26	2 *	ECCENTRIC SHAFT
6070V26	1 *	CLAMP LEVER, RIGHT
6071V26	1 *	CLAMP LEVER, LEFT
6100V26	1 *	CLAMP SUPPORT, RIGHT
6101V26	1 *	CLAMP SUPPORT, LEFT
6110V26	1 *	CLAMP PLATE, RIGHT
6111V26	1 *	CLAMP PLATE, LEFT
6120V26	2 *	CAM
6130V26	1 *	MOVING JAW
6150V26	1 *	WELD BUTTON 303271
6160V26	1 *	MICRO SWITCH
6161V26	1 *	MICRO SWITCH BRACKET
6170V26	1 *	PRESSURE ADJUST KNOB
6180V26	1 *	SHAFT
6200V26	1 *	CAM
6210V26	1 *	WELD TENSION ARM
6211V26	1 *	BUSHING
6220V26	1 *	SPRING, SHORTER
6230V26	1 *	SPRING, LONGER
6240V26	1 *	TRANSFORMER (4.2KVA)
6241V26	1 *	MOUNTING BRACKET (4.2KVA ONLY)
6250V26	1 *	SWITCH
303787	1 *	GRINDER MOTOR
6270V26	1 *	SPACER
6280V26	1 *	GRINDER WHEEL 303248
6281V26	1 *	1/4" WASHER, FLAT
6282V26	1 *	6 mm-1.0 HEX NUT
6290V26	1 *	GRINDER GUARD 303247
6291V26	1 *	GRINDER COVER 303246
6330V26	1 *	WELDER NAME PLATE
6340V26	1 *	INSTRUCTION LABLE
6350V26	1 *	GRINDER LABLE
6420V26	1 *	ANNEAL BUTTON 303231
6450V26	1 *	DEFLECTOR BRACKET, RIGHT
6451V26	1 *	DEFLECTOR BRACKET, LEFT
6460V26	1 *	SPARK DEFLECTOR
9290V26	2 *	KNOB 303249
WCPV26	1	42-WELDER ASSEMBLY

WORK LAMP COMPONENT

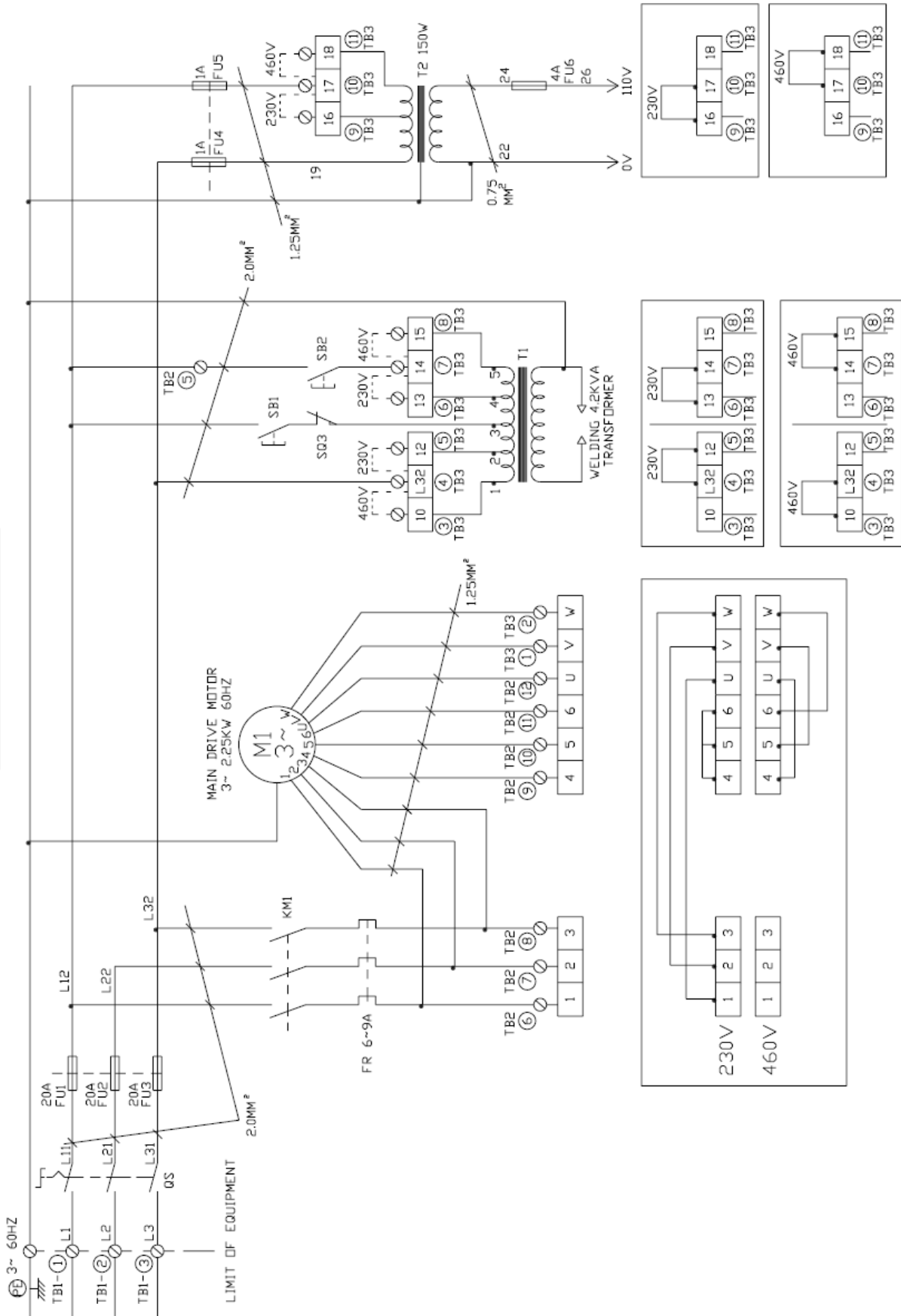
6802V26	1 *	WORK LAMP COMPONENT 303272 Bulb MR 16 12v 20W
---------	-----	--

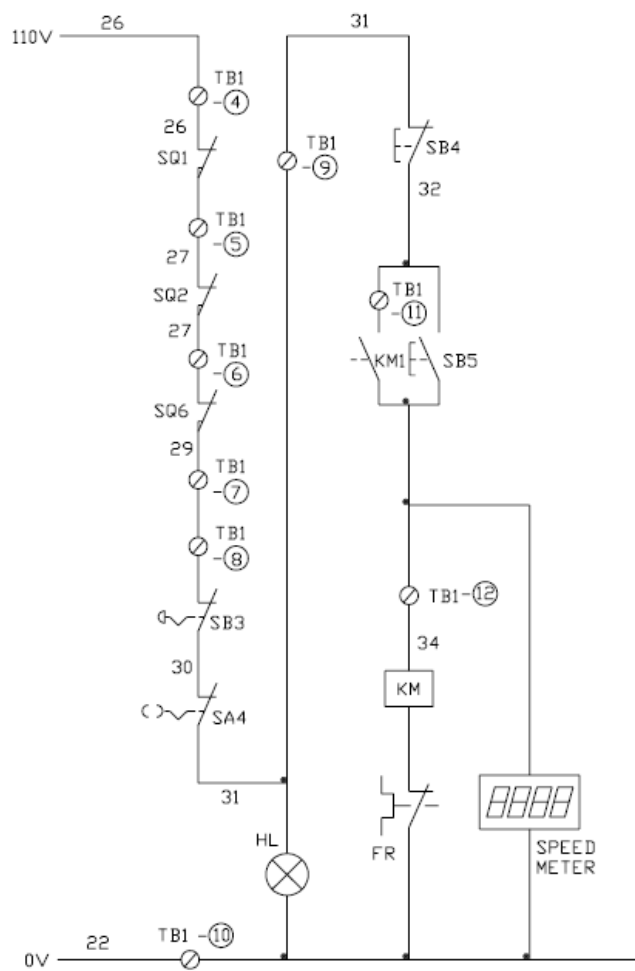
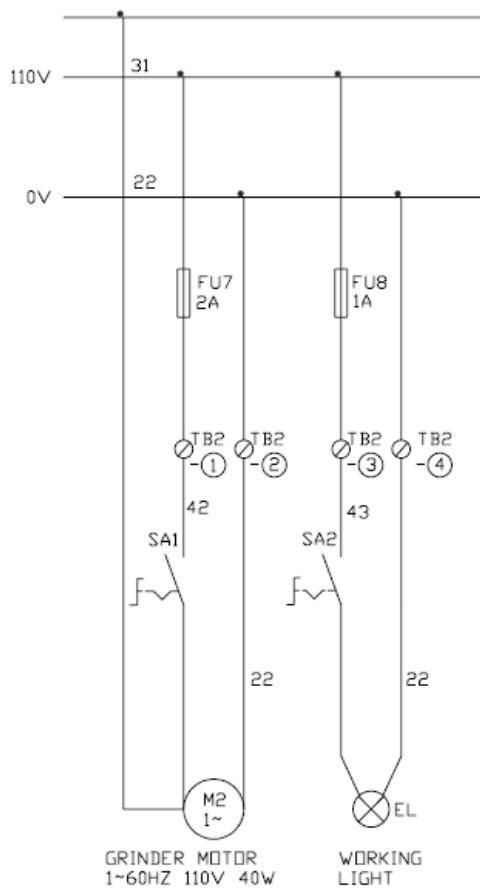
SHEAR COMPONENT

1910V26	3 *	SPINDLE BUSHING
1920V26	1 *	SPINDLE LIFT
1930V26	1 *	BLADE SHAFT
1940V26	2 *	VANED IRON PLATE
1950V26	2 *	LOWER BLADE
1960V26	1 *	UPPER BLADE
1970V26	1 *	JOINT PLATE, LEFT
1980V26	1 *	CHAIN JOINT, RIGHT
1990V26	1 *	HANDLE BAR
9210V26	1 *	KNOB
SCPV26	1	SHEAR COMPLETE 303234



AC 3Ø 230/460V





SB1	WELD ON	WHITE	SA4	KEY SWITCH	SQ6	SAFETY SWITCH	36*TYPE ONLY
SB2	ANNEAL ON	GREEN	HL	INDICTOR LIGHT	KM1	CONTACTOR	
SB3	EMERGENCY STOP	RED	EL	LAMP 60W, 115V	FR	OVERLOAD RELAY	
SB4	MAIN MOTOR OFF	RED	QS	MAIN SWITCH	T1	TRANSFORMER	
SB5	MAIN MOTOR ON	GREEN	SQ1	SAFETY SWITCH	T2	TRANSFORMER	
SA1	GRINDER MOTOR ON		SQ2	SAFETY SWITCH	QS	MAIN SWITCH	
SA2	WORK LAMP ON	BLACK	SQ3	WELD AUTO STOP	FU	FUSE	